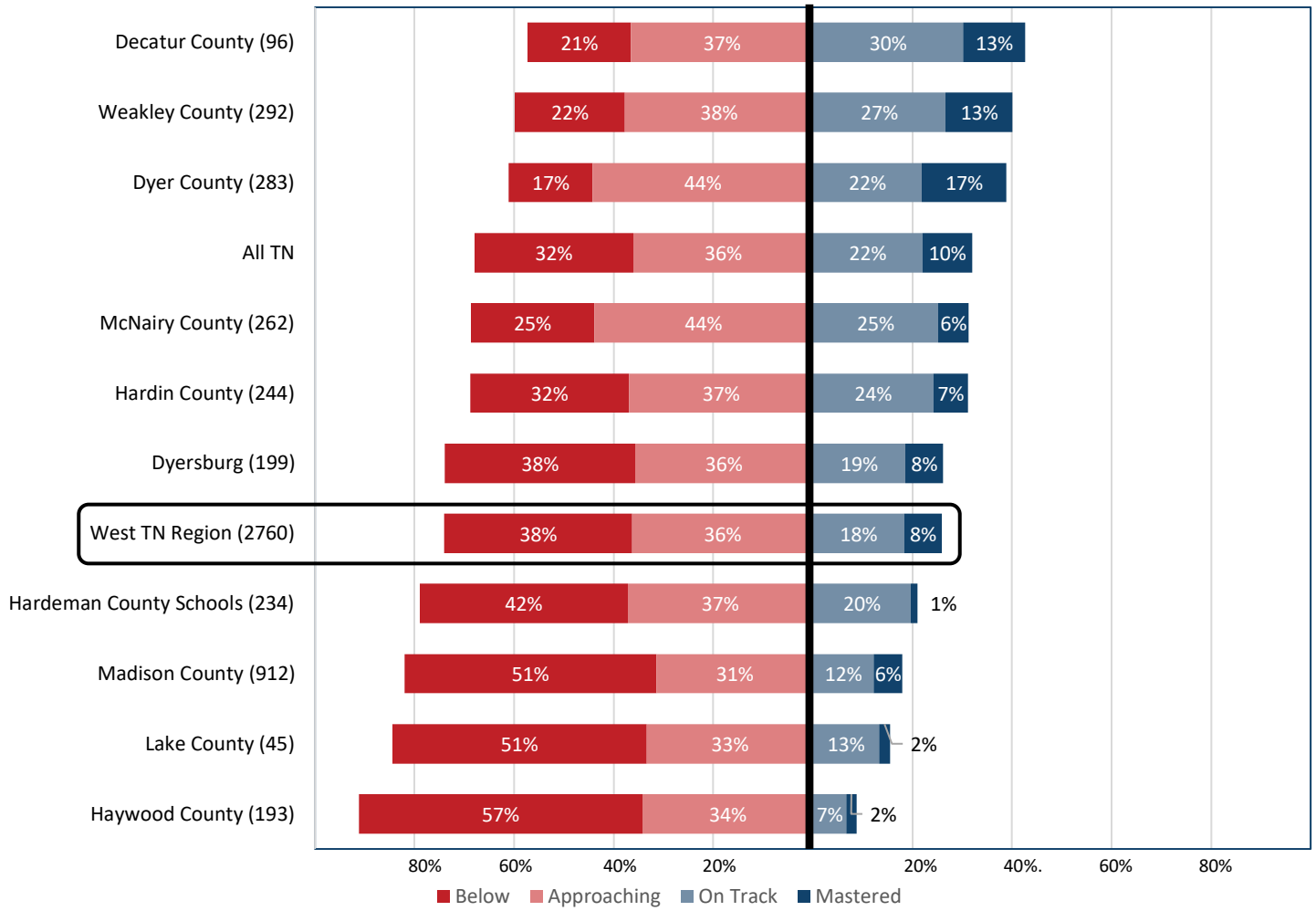
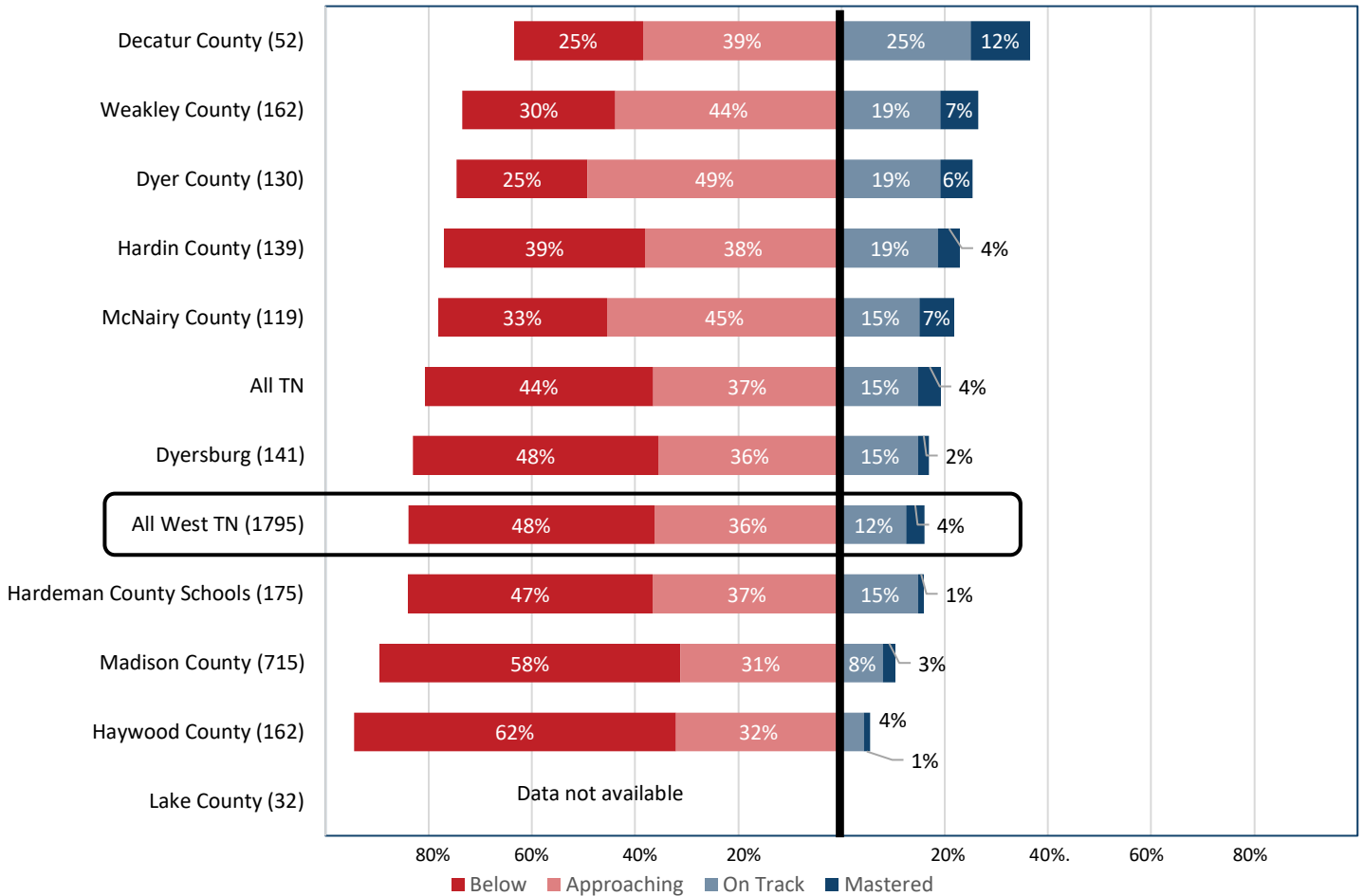


20-21 3rd Grade ELA Proficiency West TN



Note: The numbers beside each subgroup represent the total number of valid tests for 3rd grade students for each subgroup. On average, these data represent about 98% of all 3rd grade students enrolled in each subgroup. All data was sourced from the Tennessee Department of Education and can be found at <https://www.tn.gov/education/data/data-downloads.html>

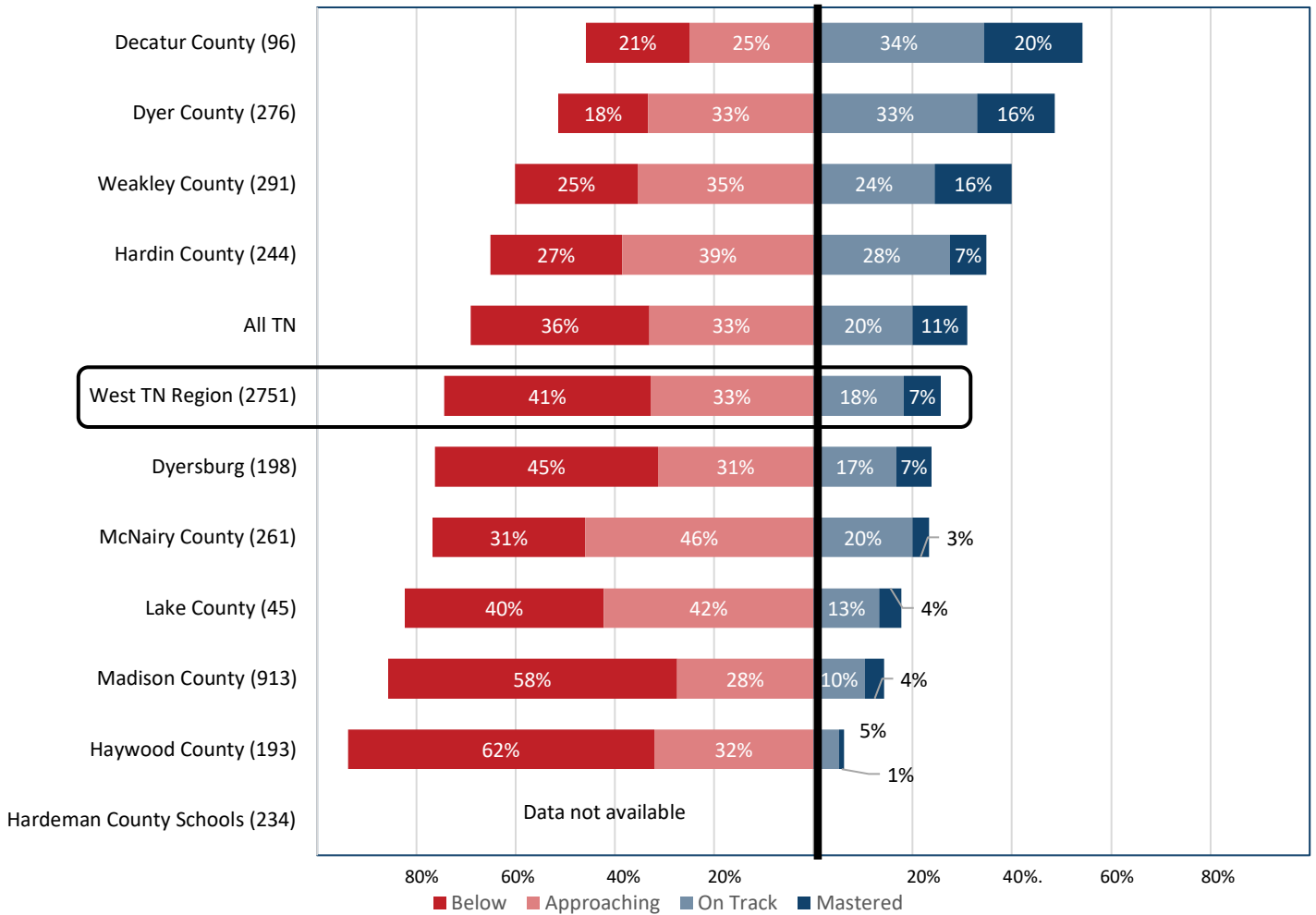
20-21 3rd Grade ELA Proficiency West TN (Super Subgroup*)



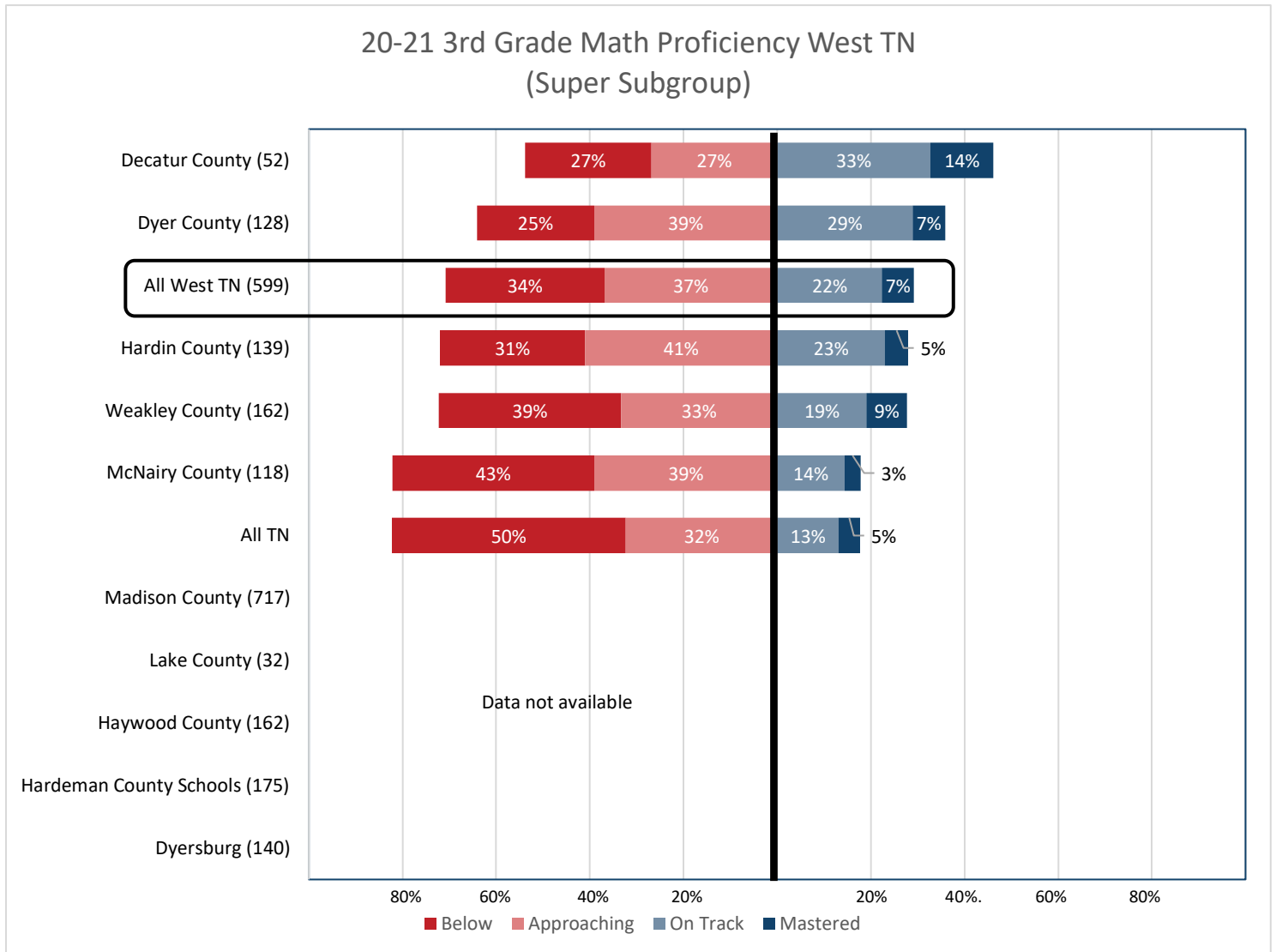
*The Super Subgroup consists of all students identified with one or more of the historically underserved student groups (Black, Hispanic, and Native American students (BHN), English learners (EL), economically disadvantaged students (ED), students with disabilities (SWD)), counting each student only once regardless of how many student groups they identify with. For example, a student who is classified both as EL and as SWD counts once in the Super Subgroup. The same would be true of a student identified with only one of the historically underserved student groups, as in the case of student whose race/ethnicity is listed as Black, Hispanic, or Native American (BHN). The Super Subgroup is not to be used for federal reporting purposes according to ESSA. [[TDOE 2019 Accountability Protocol](#)]

Note: The numbers beside each subgroup represent the total number of valid tests for 3rd grade students for each subgroup. On average, these data represent about 98% of all 3rd grade students enrolled in each subgroup. All data was sourced from the Tennessee Department of Education and can be found at <https://www.tn.gov/education/data/data-downloads.html>

20-21 3rd Grade Math Proficiency West TN



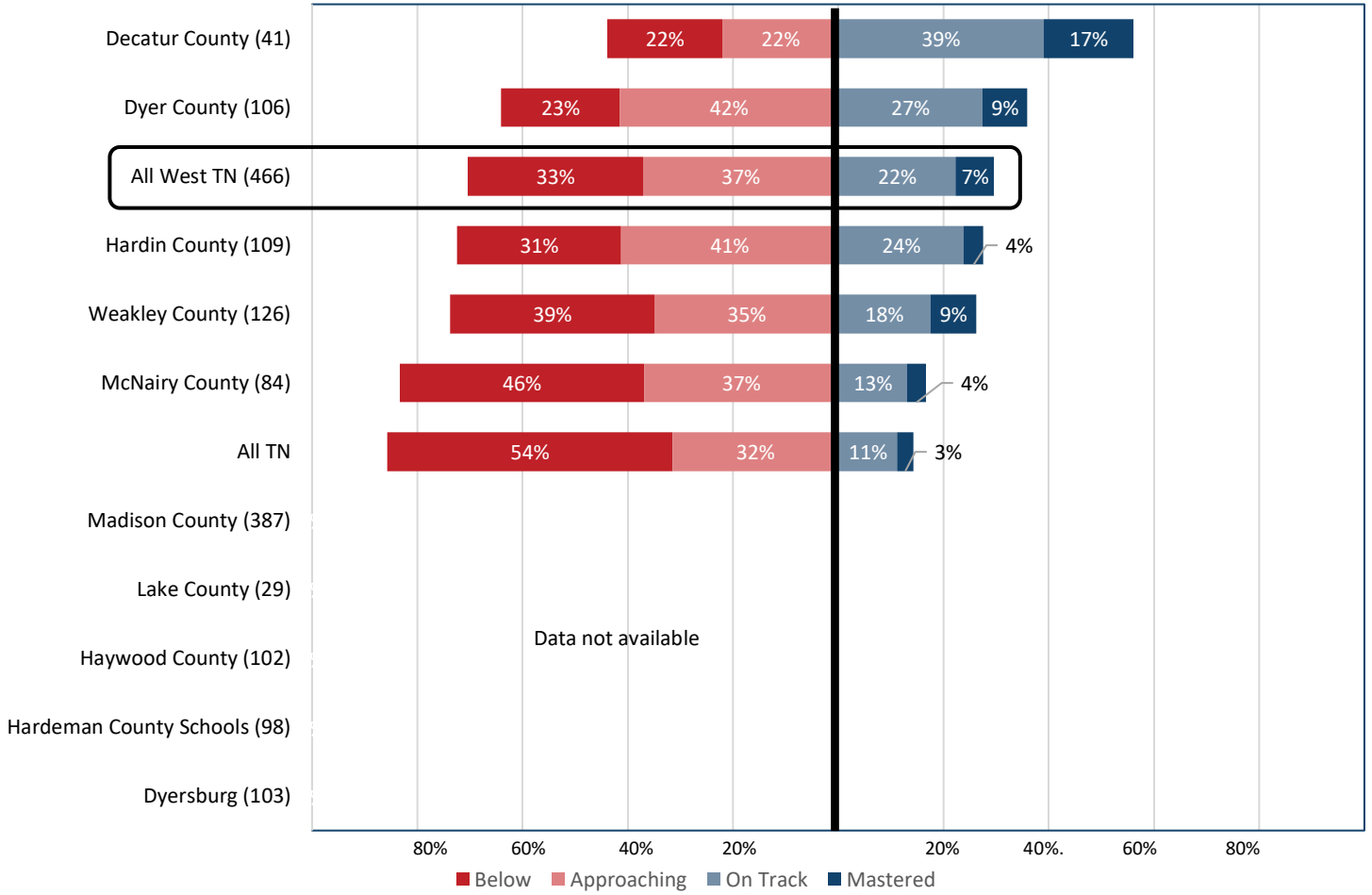
Note: The numbers beside each subgroup represent the total number of valid tests for 3rd grade students for each subgroup. On average, these data represent about 97% of all 3rd grade students enrolled in each subgroup. All data was sourced from the Tennessee Department of Education and can be found at <https://www.tn.gov/education/data/data-downloads.html>



*The Super Subgroup consists of all students identified with one or more of the historically underserved student groups (Black, Hispanic, and Native American students (BHN), English learners (EL), economically disadvantaged students (ED), students with disabilities (SWD)), counting each student only once regardless of how many student groups they identify with. For example, a student who is classified both as EL and as SWD counts once in the Super Subgroup. The same would be true of a student identified with only one of the historically underserved student groups, as in the case of student whose race/ethnicity is listed as Black, Hispanic, or Native American (BHN). The Super Subgroup is not to be used for federal reporting purposes according to ESSA. [[TDOE 2019 Accountability Protocol](#)]

Note: The numbers beside each subgroup represent the total number of valid tests for 3rd grade students for each subgroup. On average, these data represent about 98% of all 3rd grade students enrolled in each subgroup. All data was sourced from the Tennessee Department of Education and can be found at <https://www.tn.gov/education/data/data-downloads.html>

20-21 3rd Grade Math Proficiency West TN (Economically Disadvantaged)



Note: The numbers beside each subgroup represent the total number of valid tests for 3rd grade students for each subgroup. On average, these data represent about 98% of all 3rd grade students enrolled in each subgroup. All data was sourced from the Tennessee Department of Education and can be found at <https://www.tn.gov/education/data/data-downloads.html>